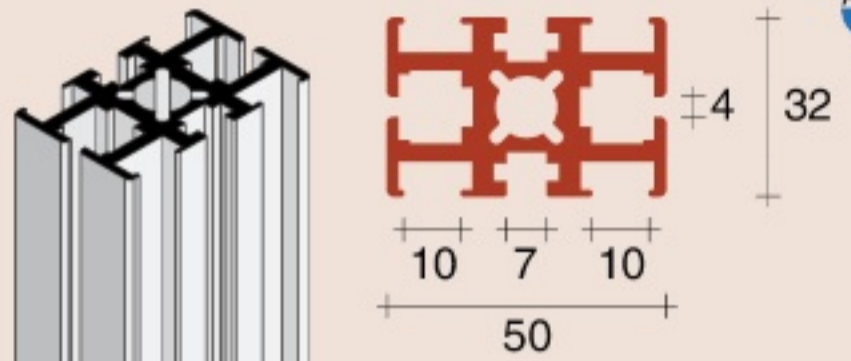




LMK MULTIFUNCTION PROFILE



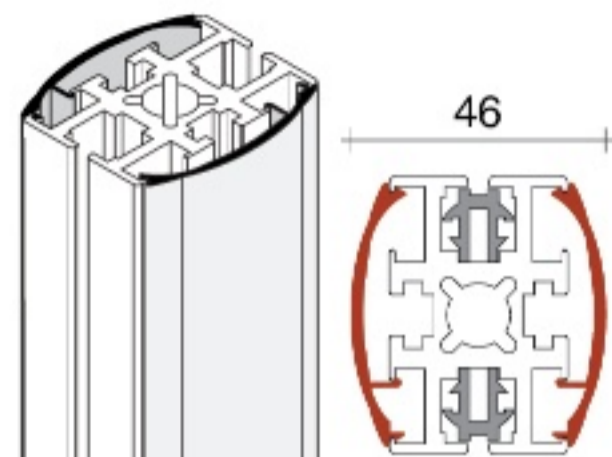
LMK
(4 way - frontal
and lateral use)

- LMK.1500.NAT
- LMK.2000.NAT
- LMK.2500.NAT
- LMK.3000.NAT
- LMK.3500.NAT

Compatible with
HLE

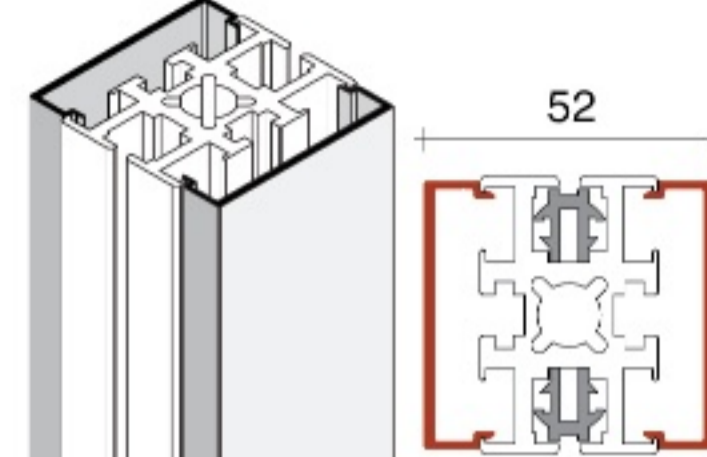


COVER PROFILES



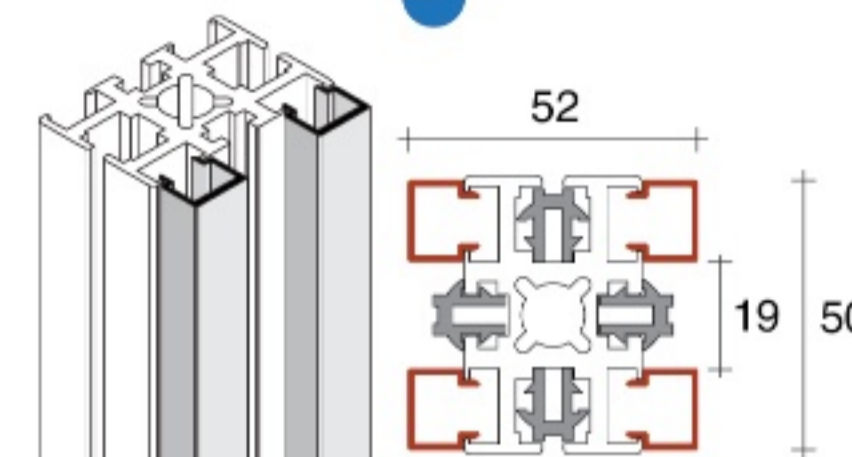
SLK

- SLK.1500.NAT
- SLK.2000.NAT
- SLK.2500.NAT
- SLK.3000.NAT
- SLK.3500.NAT



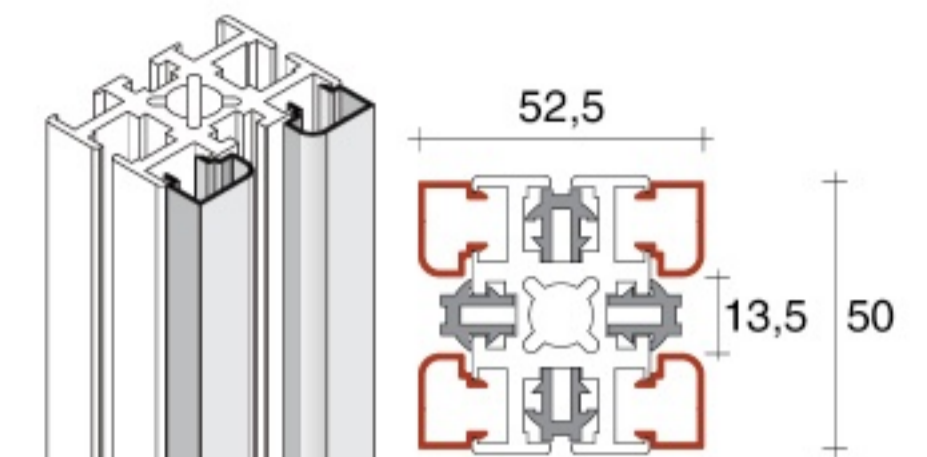
SCK

- SCK.1500.NAT
- SCK.2000.NAT
- SCK.2500.NAT
- SCK.3000.NAT
- SCK.3500.NAT



CSK

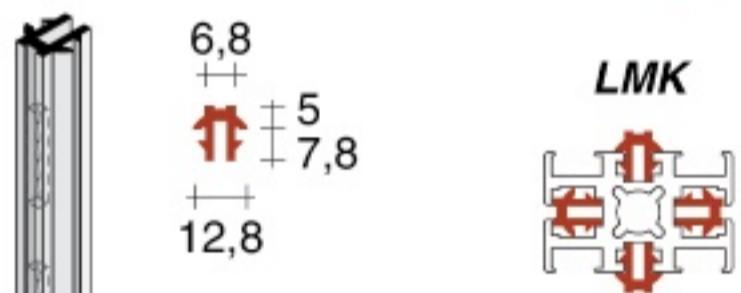
- CSK.1500.NAT
- CSK.2000.NAT
- CSK.2500.NAT
- CSK.3000.NAT
- CSK.3500.NAT




CPK

- CPK.1500.NAT
- CPK.2000.NAT
- CPK.2500.NAT
- CPK.3000.NAT
- CPK.3500.NAT

INSERTION SINGLE SLOTTED PROFILE



LMK



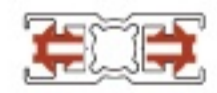
HLE

- HLE.2013.NAT
- HLE.2531.NAT
- HLE.3012.NAT

RMS / RMC / RDC



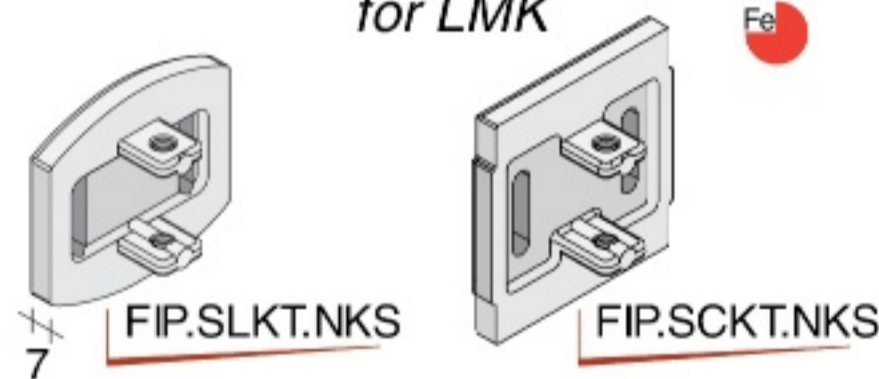
TK5



TR5



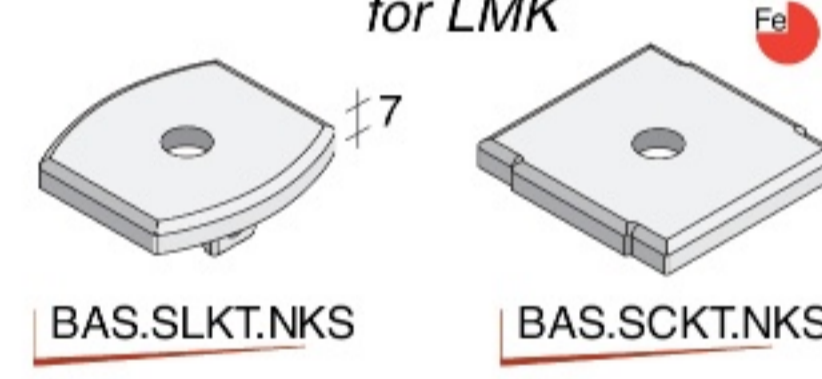
WALL FIXING PLATES for LMK



FIP.SLKT.NKS

FIP.SCKT.NKS

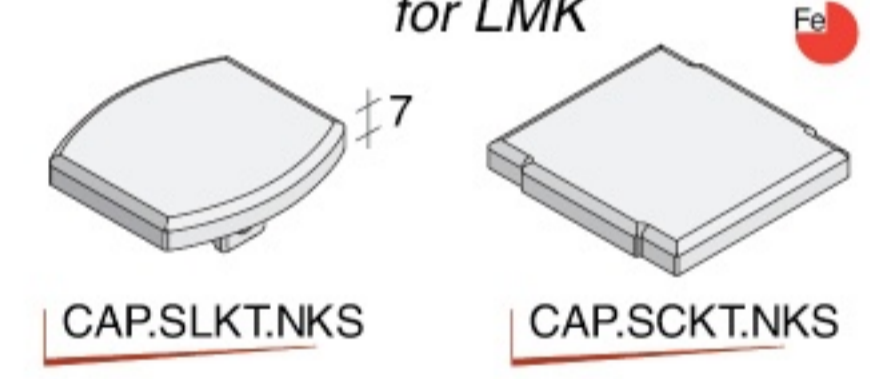
PRE-DRILLED BASES for LMK



BAS.SLKT.NKS

BAS.SCKT.NKS


FINISHING END CAPS for LMK



CAP.SLKT.NKS

CAP.SCKT.NKS

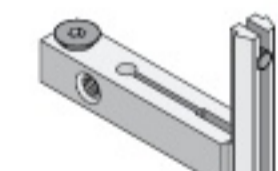
USE WITH PANELS



PKA.FPK1.TRA

90° INNER JOINT

LMK - LMK



CAV.10M5.GRE

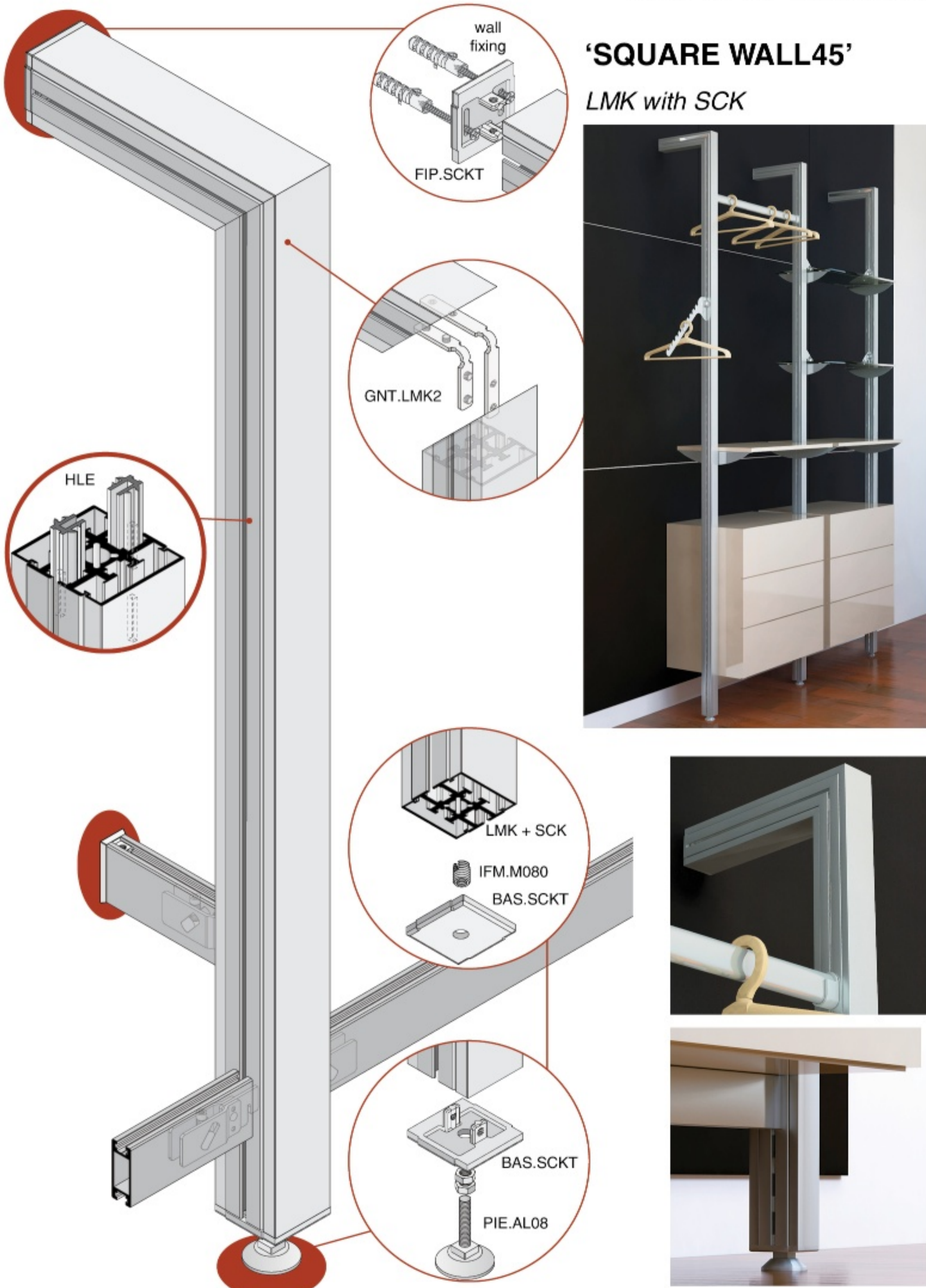




FLOOR - WALL COMPOSITIONS with CENTRAL accessories on SLOTTED PROFILE

'SQUARE WALL45'

LMK with SCK



'ONDA WALL45'

LMK with SLK





EQUIPPABLE GONDOLAS with INTERNAL DIVIDING PANELS

'ISOLA' - realized with LMK

