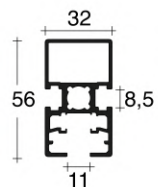
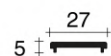


# Sistema FDL

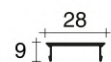
## FDL System



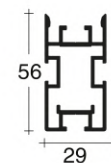
**FDL** Codici Codes **AI**  
**FDL.3000.**\_\_\_\_  
**FDL.3500.**\_\_\_\_



**FD2** Codici Codes **AI**  
**FD2.3012.**\_\_\_\_



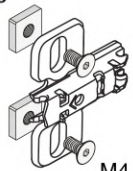
**TRC** Codici Codes **AI**  
**TRC.3000.**\_\_\_\_



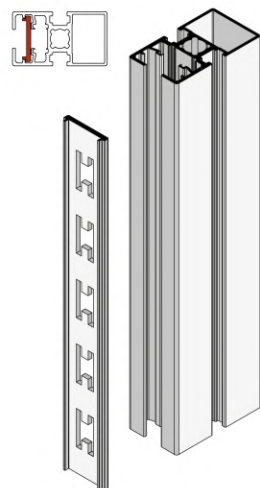
**TRL** Codici Codes **AI**  
**TRL.3000.**\_\_\_\_

**Piastrina di montaggio a croce Blum compatibile**

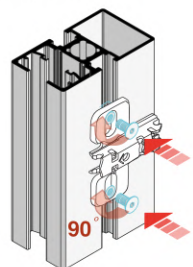
*Cruciform mounting plate Match with Blum standards*



**CRN.PSTB.NKL**



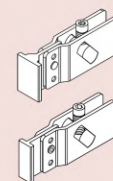
Inserimento a scivolo  
*Sliding insertion*



**Serie PR5**  
PR5 series

**PR5.AY20.ZIN**

**PR5.AT30.ZIN**



Finiture Finishings	Alluminio Aluminium	<b>AI</b>
Argento satinato		NAT
Nero Black		ANE*
Lucido Bright		SLX*
Superficie simil-acciaio inox Stainless steel optical		SSO

