

Serie H80

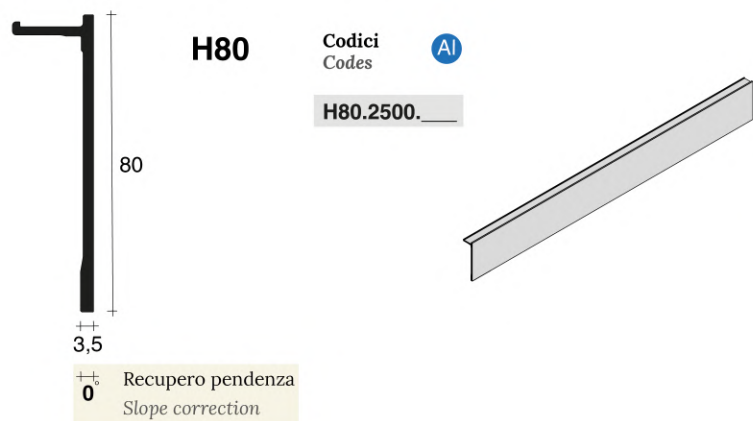
Profilo orizzontale attrezzabile

H80 Series

Horizontal profile that can be equipped

Raccomandato per l'aggancio di bussolotti

It is highly recommended for hooking the suspended elements



Finiture Finishings	Alluminio Aluminium	Al
Superficie simil-acciaio inox Stainless steel optical	SSO	
Argento satinato Satinized Silver	NAT	*
Nero Black	ANE	*

codice *code*
XXX.XXXX.XXX* Asterisco = la finitura potrebbe non essere in pronta consegna.
Asterisk = finishing not always ready in stock.

kg **Capacità di carico** per coppia di supporti su campata 60 cm.
Loading capacity of 2 supports at 60 cm distance.

Quote espresse in millimetri.
Dimensions are in millimeters.

Accessori correlati
Related accessories

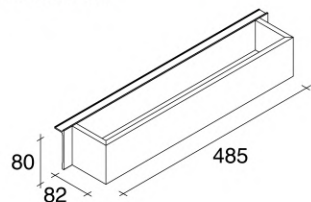
ZONA COTTURA

Serie di accessori per l'area dei fuochi in cucina, realizzati su base alluminio e completamenti in bambù

COOKING ZONE

Accessories for cooking zone on aluminium base and bamboo finishings

H80.HBX



Codici
Codes

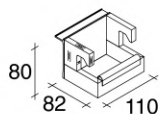


H80.HBX.0848.SSO

contenitore multi uso
multi purpose box



H80.HLD



Codici
Codes

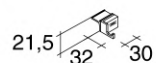


H80.HLD.0811.SSO

porta coperchio
lid holder



H80.HUK



Codici
Codes

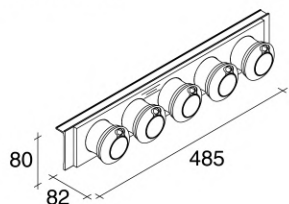


H80.HUK.0302.SSO

gancetto in bambù
bamboo hook



H80.HBC



Codici
Codes



H80.HBC.0848.SSO

porta spezie in acciaio inox
magnetici con base in bambù
stainless steel magnetic spice
cans on bamboo back board



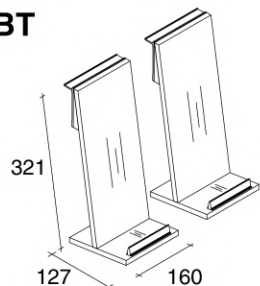
ZONA COTTURA

Serie di accessori per l'area dei fuochi in cucina, realizzati su base alluminio e completamenti in bambù

COOKING ZONE

Accessories for cooking zone on aluminium base and bamboo finishings

H80.HBT



Codici Codes **AI**

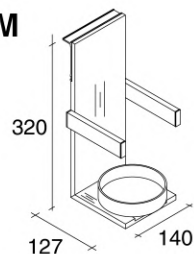
H80.HBT.1632.SSO

coppia di supporti da abbinare, porta libro o tablet in bambù

twins bamboo book/tablet holder



H80.HBM



Codici Codes **AI**

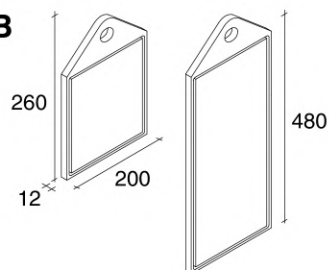
H80.HBM.1432.SSO

porta posate di servizio con piattino ceramico poggiato su base bambù

bamboo cooking utensils holder with ceramic saucer



CTB



Codici Codes **AI**

CTB.2020.BMB

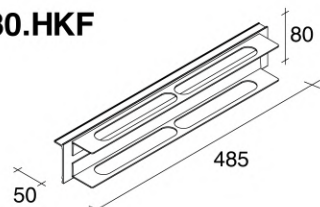
CTB.4020.BMB

taglieri in bambù

bamboo cutting boards



H80.HKF



Codici Codes **AI**

H80.HKF.0848.SSO

supporto per 20 capsule da caffè

coffee 20 capsules holder



Elementi a richiesta

Sulla base della serie di accessori per la cucina illustrati in queste pagine, offriamo personalizzazioni su:

- le parti in legno (come noce o rovere)
- finiture alluminio (sulla base della nostra cartella colori)
- dimensioni diverse
- forme a richiesta

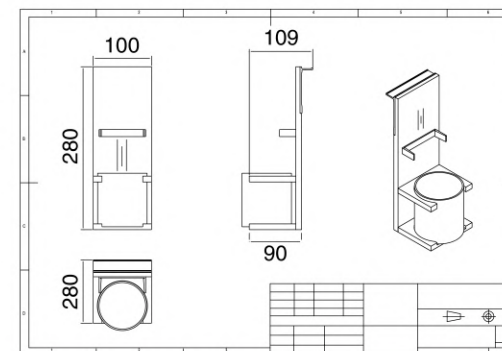
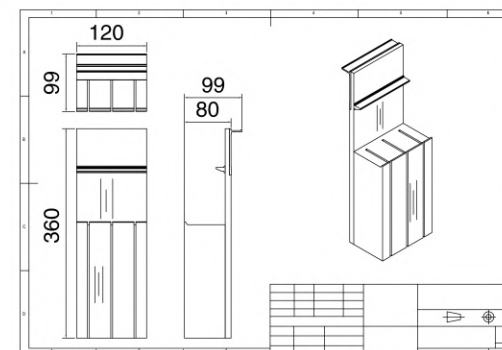
A partire da un quantitativo minimo d'ordine di 50 pezzi per modello.

Bespoke items

Referring to the kitchen line accessories shown in these pages, we offer customisations on:

- wood parts (as walnut and oak)
- aluminium finishings (based on our colour table)
- different dimensions
- bespoke shapes

Starting from minimum order quantity of 50 pieces per item.



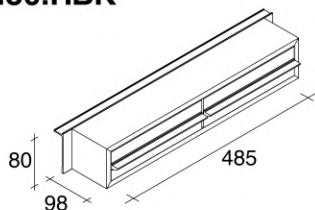
ZONA LAVAGGIO

Serie di accessori per l'area del lavello cucina, realizzati su base alluminio e completamenti in bambù

WASHING ZONE

Accessories for kitchen washing area on aluminium base and bamboo finishings

H80.HBK



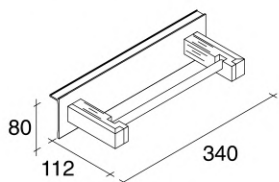
Codici
Codes Al

H80.HBK.0848.SSO

cassettini multiuso in bambù
multi purpose bamboo drawers



H80.HBR



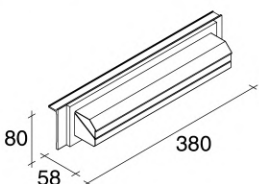
Codici
Codes Al

H80.HBR.0834.SSO

porta rotolo con finiture in bambù
paper towel holder with bamboo finishings



H80.HBP



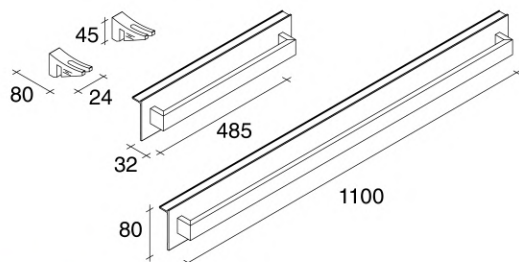
Codici
Codes Al

H80.HBP.0838.SSO

porta pellicola magnetico con base in bambù
magnetic foil cutter on bamboo back board



H80.HGL



Codici
Codes Al

H80.HGL.HOOK.BMB

H80.HGL.0848.SSO

H80.HGL.8110.SSO

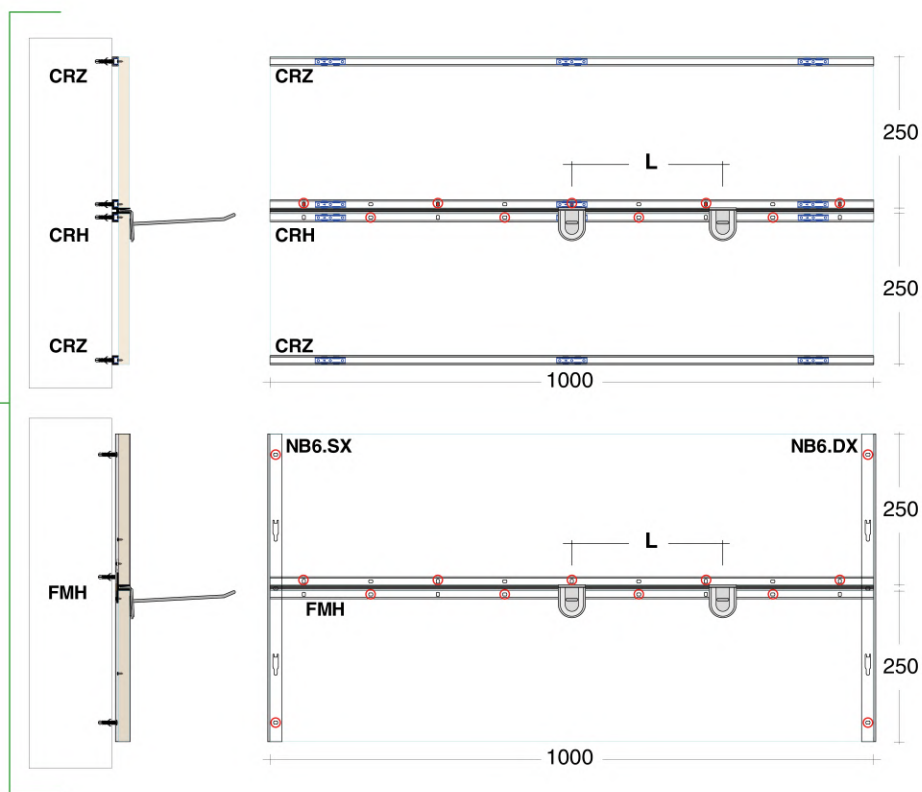
coppia di supporti in bambù per bicchieri a stelo, da montare su guide in alluminio
bamboo wine glass holder in 2 pieces set on aluminium rails



DATI CAPACITÀ DI CARICO

LOADING CAPACITY DATA

VALUTAZIONE
DEL CARICO
THE
EVALUATION
METHOD



- I punti di ancoraggio dei profili, interessati dalla prova di carico, sono cerchiati in rosso.

- I supporti di prova sono posizionati a centro doga e con carico uniformemente distribuito.

- 'L' indica la distanza minima fra due supporti uguali, necessaria per garantire la portata indicata.

- All profiles fixing points, involved in the load test, are highlighted in red color.

- Tested supports are placed in the middle of the profile with an evenly distributed load.

- 'L' indicates the minimum distance between two equal supports necessary to guarantee the indicated load capacity.

	L
	[cm]
Serie TOH	60
Serie SHB / SHQ / SHF	10
Serie SHT	30
Serie 28H	60
Serie 22H	60