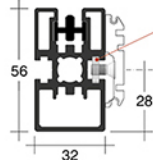


## Profilo per strutture autoportanti - FDC

Montante a 3 vie. Utilizzo con cremagliera doppia RD2.

- FDC.3000.LUX\*
- FDC.3000.NAT
- FDC.3000.NOX\*

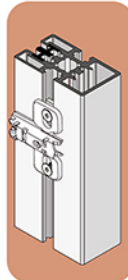
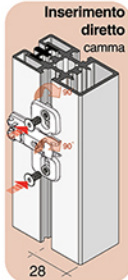
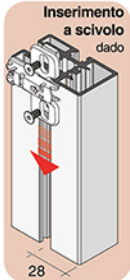


DAQ.NE12.ZIN

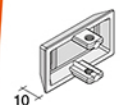
oppure



CAM.JJ12.GRE

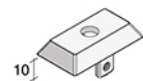


Utilizzare piastrine di premontaggio con interasse foratura di 28 mm. Montaggio con dado o con camma.



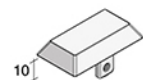
Piastra di fissaggio a muro

- FIP.FDCT.CHL
- FIP.FDCT.NKL\*
- FIP.FDCT.NKS



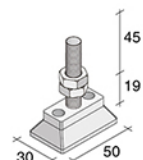
Base forata

- BAS.FDCT.CHL
- BAS.FDCT.NKL\*
- BAS.FDCT.NKS



Tappo di finitura

- CAP.FDCT.CHL
- CAP.FDCT.NKL\*
- CAP.FDCT.NKS



Piedino

- PIE.R5X3.NAT



Piedino in alluminio con due fori passanti per fissaggio a muro - M10

