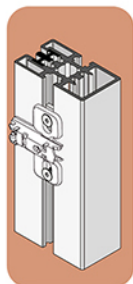
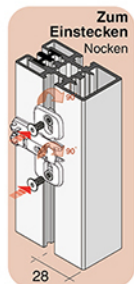
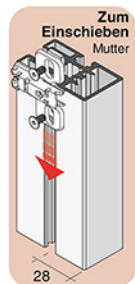
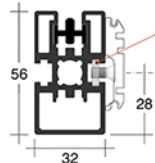


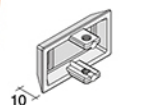
# Säulenprofil für freistehende Strukturen - FDC

3 Schienen - Anwendung mit doppelter Schlitzschien

- FDC.3000.LUX\*
- FDC.3000.NAT
- FDC.3000.NOX\*

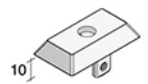


Vorgefertigte Platte mit 28 mm Bohrungsabstand verwenden.



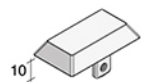
Wandbefestigungsplatte

- FIP.FDCT.CHL
- FIP.FDCT.NKL\*
- FIP.FDCT.NKS



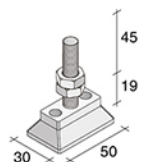
Gelochte Säulenauflage

- BAS.FDCT.CHL
- BAS.FDCT.NKL\*
- BAS.FDCT.NKS



Adeckkappe

- CAP.FDCT.CHL
- CAP.FDCT.NKL\*
- CAP.FDCT.NKS



Fuß

- PIE.R5X3.NAT



Fuß mit zwei wandbefestigungslöcher - M10

