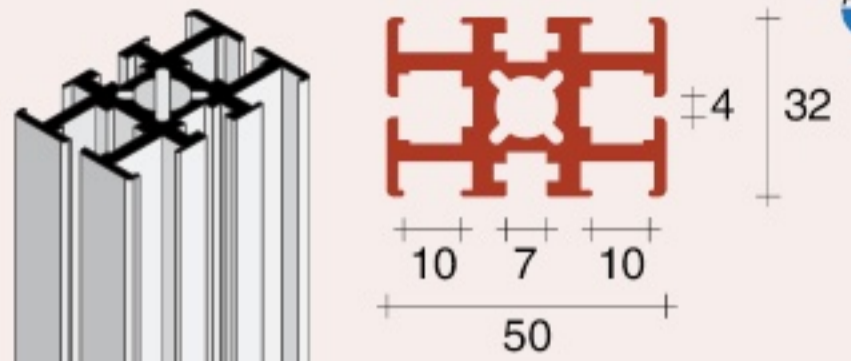




LMK PROFILO MULTIFUNZIONE

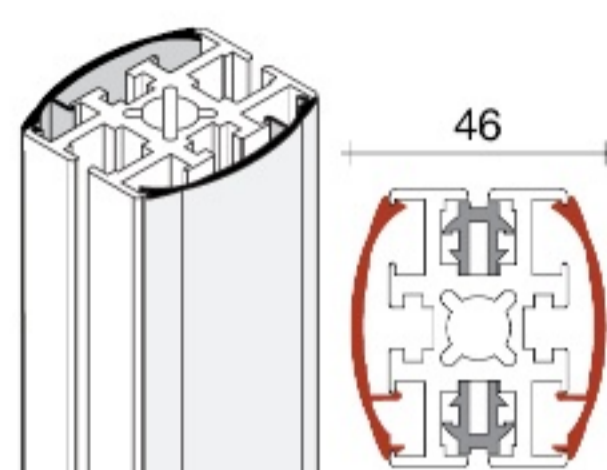


LMK
(4 vie - utilizzo frontale e laterale)

- LMK.1500.NAT
- LMK.2000.NAT
- LMK.2500.NAT
- LMK.3000.NAT
- LMK.3500.NAT

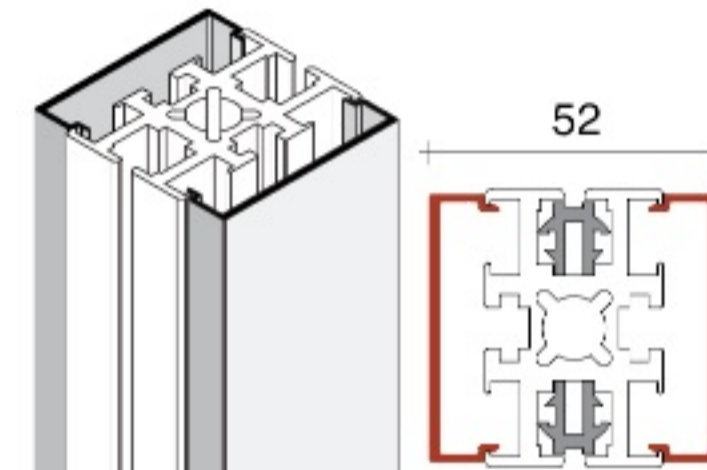
Compatibile con HLE

PROFILI DI COPERTURA



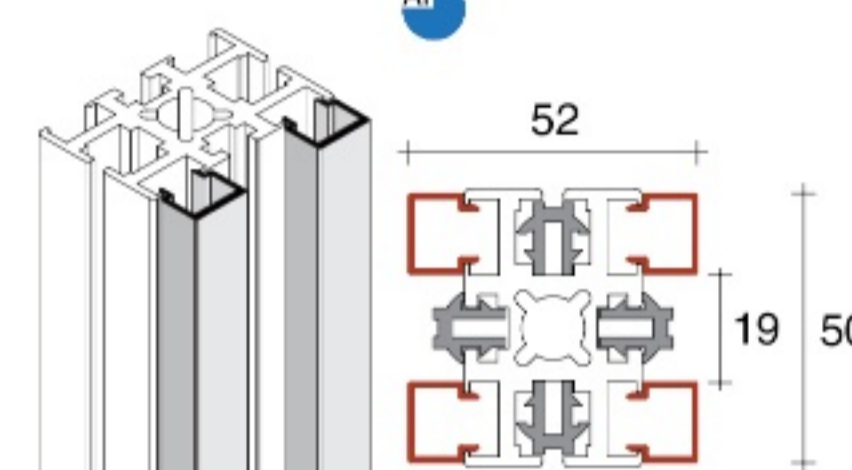
SLK

- SLK.1500.NAT
- SLK.2000.NAT
- SLK.2500.NAT
- SLK.3000.NAT
- SLK.3500.NAT



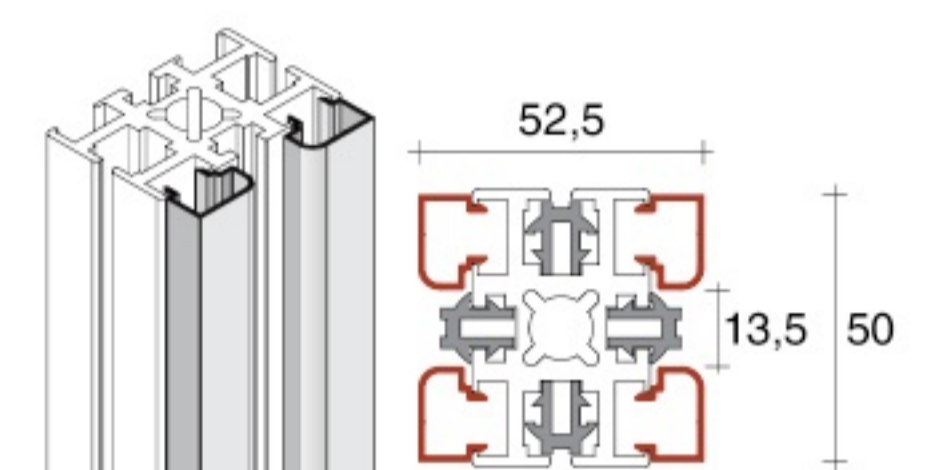
SCK

- SCK.1500.NAT
- SCK.2000.NAT
- SCK.2500.NAT
- SCK.3000.NAT
- SCK.3500.NAT



CSK

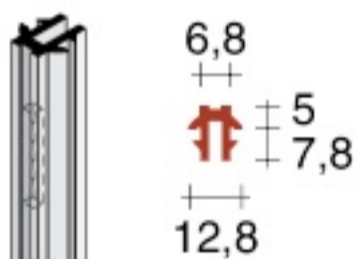
- CSK.1500.NAT
- CSK.2000.NAT
- CSK.2500.NAT
- CSK.3000.NAT
- CSK.3500.NAT




CPK

- CPK.1500.NAT
- CPK.2000.NAT
- CPK.2500.NAT
- CPK.3000.NAT
- CPK.3500.NAT

CREMAGLIERA SINGOLA AD INSERIMENTO



LMK



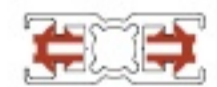
HLE

- HLE.2013.NAT
- HLE.2531.NAT
- HLE.3012.NAT

RMS / RMC / RDC



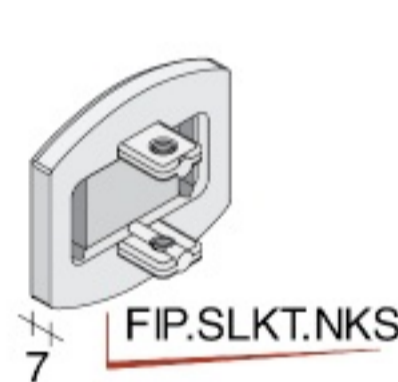
TK5



TR5



PIASTRE DI FISSAGGIO A MURO



FIP.SLKT.NKS



FIP.SCKT.NKS

BASI FORATE



BAS.SLKT.NKS



BAS.SCKT.NKS

TAPPI DI FINITURA

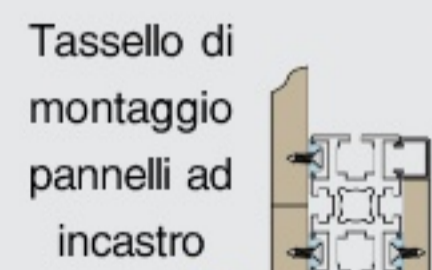


CAP.SLKT.NKS






CAP.SCKT.NKS

UTILIZZO CON PANNELLI

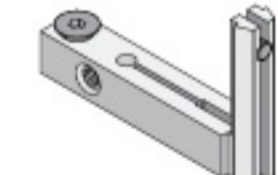


PKA.FPK1.TRA



GIUNTO per raccordi a 90°

LMK - LMK



CAV.10M5.GRE





TK5 PROFILO MULTIFUNZIONE
traversa/autoportante

Tappo per fissaggio a muro
Fe **FIP.TK5M.NKS**

Base forata
Fe **BAS.TK5T.NKS**

TK5
Al
TK5.1000.NAT
TK5.2000.NAT
TK5.3000.NAT

47,5
10,3
18,5

Compatible con HLE

MIN 750 - MAX 1150

40

15 kg

910

60

380

280

700



APPENDERIA LIFT

CAB.70LF.ARG

Dado

Fe **DAQ.NE12.ZIN**

GIUNTO per raccordi a 90°, su LMK, TK5, RMC e RMS.

Fe **CAV.10M5.GRE**

Dima e punta di foratura per CAV.10M5.GRE.

CAV.DIMA.AGR

PSV.12X6.GRE

LMK - LMK

LMK - TK5

RMS - TK5

TK5 - TK5

UTILIZZO CON PANNELLI

Guarnizione ferma lastra

GRN.TR5A.TRA

lastre da 5 a 6,5 mm

lastre fino a 8,5 mm

Fresata su pannello per incastro

18

Tassello per montaggio pannelli amovibili

PKA.FPK1.TRA



GONDOLE ATTREZZABILI con PANNELLI DIVISORI INTERNI

'ISOLA' - realizzata con LMK

