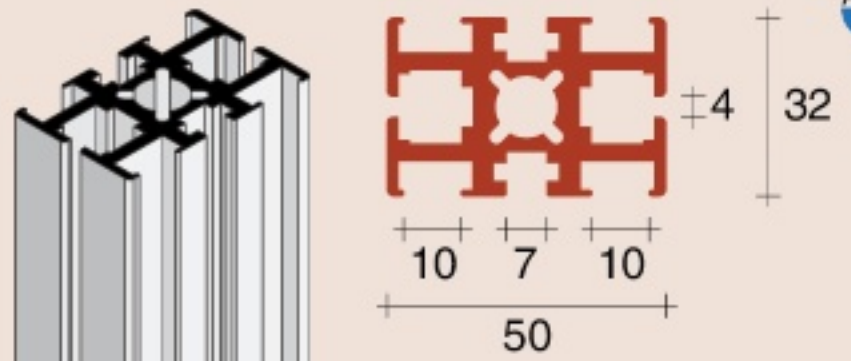




LMK MULTIFUNCTION PROFILE



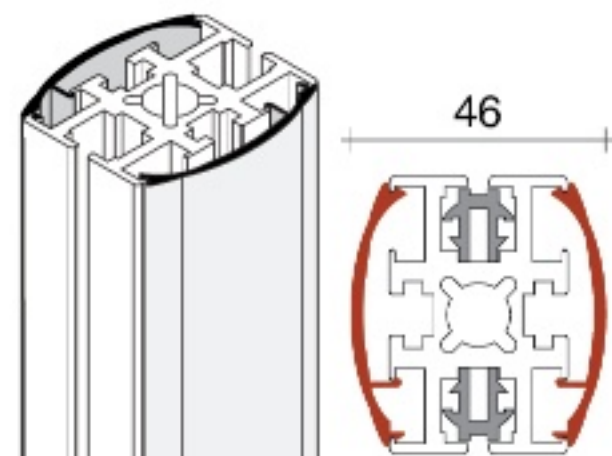
LMK
(4 way - frontal
and lateral use)

LMK.1500.NAT
LMK.2000.NAT
LMK.2500.NAT
LMK.3000.NAT
LMK.3500.NAT

Compatible with
HLE

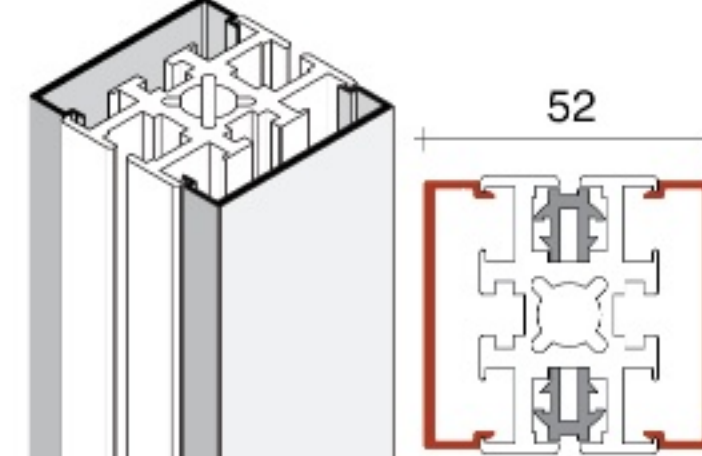


COVER PROFILES



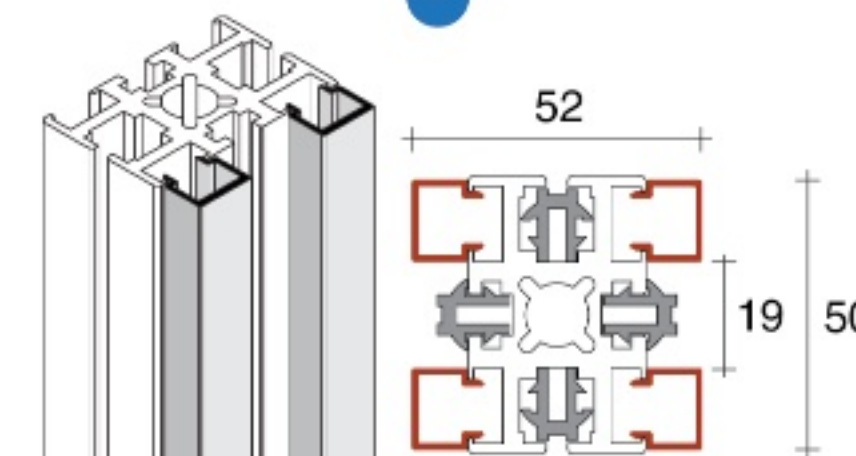
SLK

SLK.1500.NAT
SLK.2000.NAT
SLK.2500.NAT
SLK.3000.NAT
SLK.3500.NAT



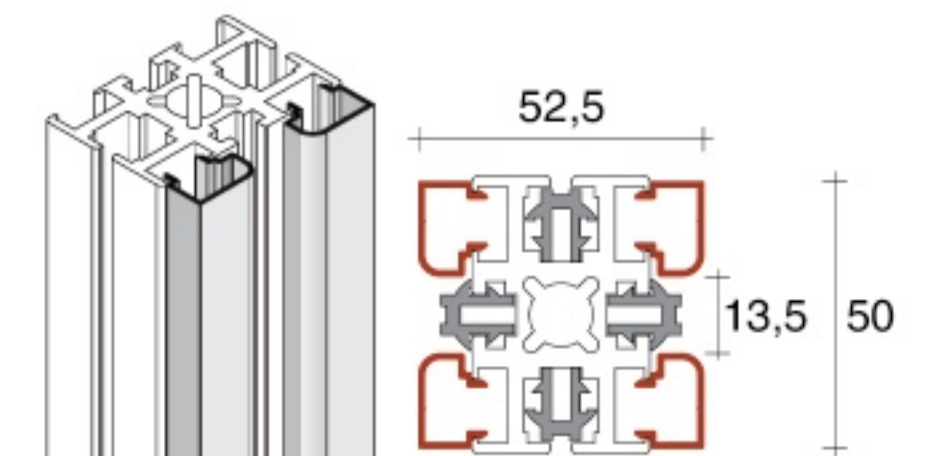
SCK

SCK.1500.NAT
SCK.2000.NAT
SCK.2500.NAT
SCK.3000.NAT
SCK.3500.NAT



CSK

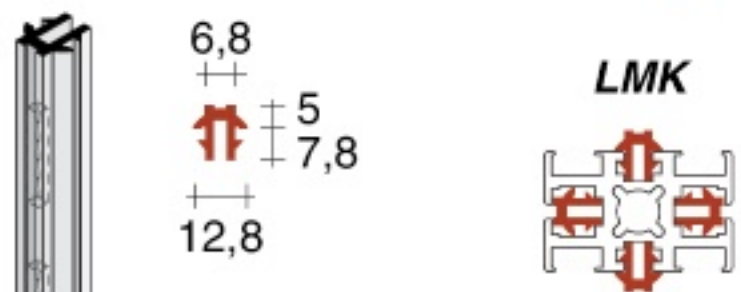
CSK.1500.NAT
CSK.2000.NAT
CSK.2500.NAT
CSK.3000.NAT
CSK.3500.NAT




CPK

CPK.1500.NAT
CPK.2000.NAT
CPK.2500.NAT
CPK.3000.NAT
CPK.3500.NAT

INSERTION SINGLE SLOTTED PROFILE



LMK



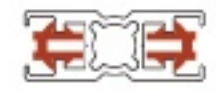
HLE

HLE.2013.NAT
HLE.2531.NAT
HLE.3012.NAT

RMS / RMC / RDC



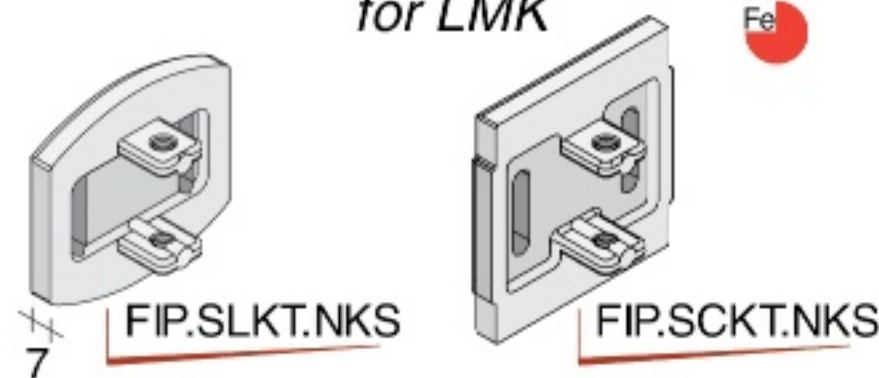
TK5



TR5



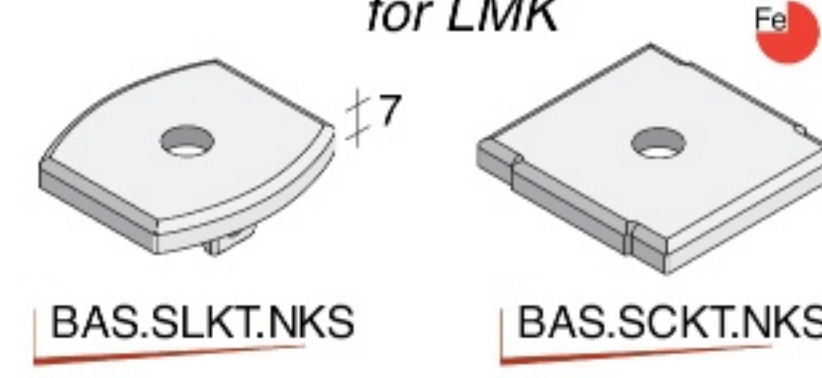
WALL FIXING PLATES for LMK



FIP.SLKT.NKS

FIP.SCKT.NKS

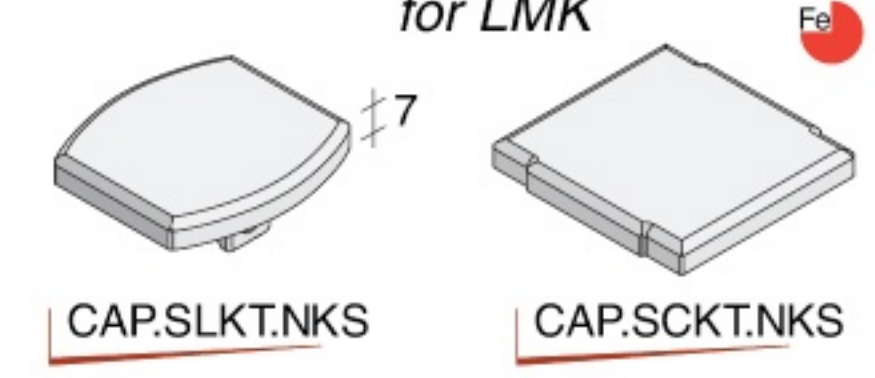
PRE-DRILLED BASES for LMK



BAS.SLKT.NKS

BAS.SCKT.NKS


FINISHING END CAPS for LMK



CAP.SLKT.NKS

CAP.SCKT.NKS

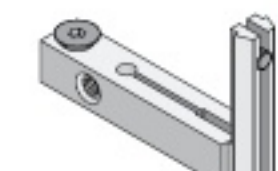
USE WITH PANELS



PKA.FPK1.TRA

90° INNER JOINT

LMK - LMK



CAV.10M5.GRE





FLOOR - WALL COMPOSITIONS with CENTRAL accessories on SLOTTED PROFILE

'SQUARE WALL45'

LMK with SCK



'ONDA WALL45'

LMK with SLK





FLOOR - CEILING expansion COMPOSITIONS, DIVIDING WALLS with accessories on SLOTTED PROFILE

'ROGER PARTITION' - realized with LMK

