

# Serie BL

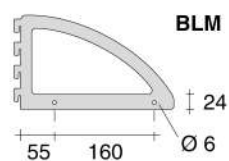
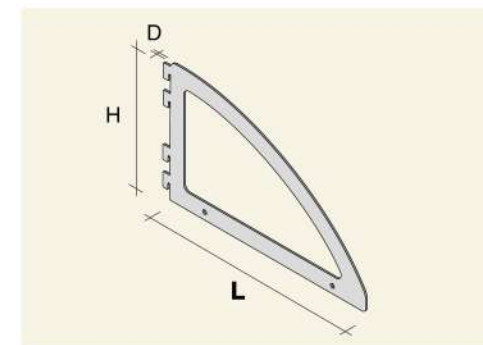
Supporti per mensole in legno.  
Montaggio innesto TAB.VPLA.NER (FTSX/CN/DX)  
oppure fissaggio laterale.

## BL Series

Supports for wood shelves.  
Assembly with TAB.VPLA.NER (FTSX/CN/DX) or  
side fixing.

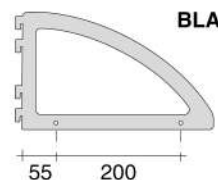
Montaggio a sbalzo laterale di almeno 25 mm

Side overhang assembly at least 25 mm



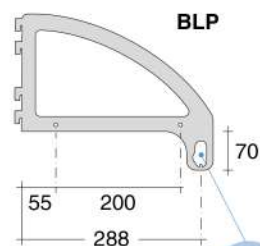
BLM

Codici Codes	AI	L	H	D	kg
BLM.F250.____		246	150	2,5	70
BLM.FTSX.____		246	150	22	70
BLM.FTCN.____		246	150	39	70
BLM.FTDX.____		246	150	22	70



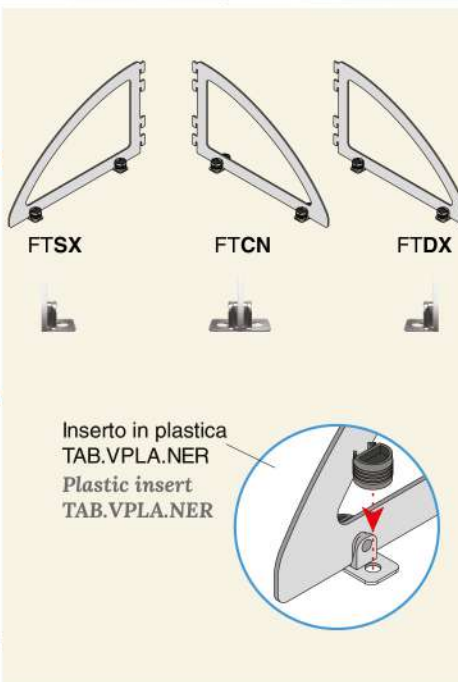
BLA

Codici Codes	AI	L	H	D	kg
BLA.F300.____		308	190	2,5	70
BLA.FTSX.____		308	190	22	70
BLA.FTCN.____		308	190	39	70
BLA.FTDX.____		308	190	22	70



BLP

Codici Codes	AI	L	H	D	kg
BLP.F300.____		308	258	2,5	70
BLP.FTSX.____		308	258	22	70
BLP.FTCN.____		308	258	39	70
BLP.FTDX.____		308	258	22	70



Inserto in plastica  
TAB.VPLA.NER  
Plastic insert  
TAB.VPLA.NER

### Montaggio dei supporti con innesto TAB Assembly instruction for supports with TAB accessory

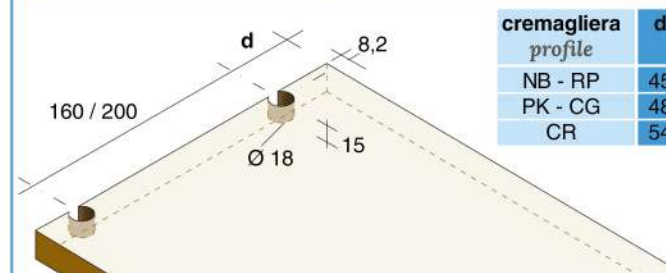
- Lavorazione facciata inferiore del ripiano spessore minimo 18 mm  
Tooling on underside of the shelf minimal thickness 18 mm

DATI FORATURE  
- interasse: 160 / 200 mm;  
- fresata: Ø 18 mm;  
- profondità: 15 mm;  
- interasse di foratura dal  
bordo del ripiano: 8,2 mm.

DRILLING DATA  
- drilling distance: 160 / 200 mm;  
- milling: Ø 18 mm;  
- depth: 15 mm;  
- drilling distance from the  
shelf edge: 8,2 mm.

d = spazio fra filo cremagliera  
e primo innesto TAB

d = distance between slotted  
profile edge and first TAB insert



cremagliera profile	d
NB - RP	45
PK - CG	48
CR	54

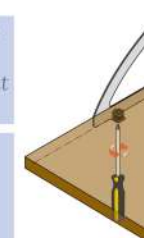
- Fissaggio del ripiano fresato al supporto (serie BL)  
Fixing of the milled shelf to the support (BL series)

Permette lo spostamento  
su cremagliera senza  
necessità di smontare il  
ripiano.

It allows you to move  
your supports on  
slotted profile without  
removing the shelf.

Chiusura del meccanismo  
di bloccaggio  
TAB.VPLA.NER con 1/4 di  
giro di cacciavite.

Block TAB.VPLA.NER  
with ¼ turn of a  
screwdriver.



Finiture Finishings	Alluminio Aluminium	AI
Argento satinato Satinized silver		NAT
Brillante Brilliant		LUX*

codice code  
XXX.XXXX.XXX\*

Asterisco = la finitura potrebbe non essere in pronta consegna.  
Asterisk = finishing not always ready in stock.

Capacità di carico per coppia di supporti su campata 60 cm.  
Loading capacity of 2 supports at 60 cm distance.

Quote espresse in millimetri.  
Dimensions are in millimeters.

Accessori correlati  
Related accessories