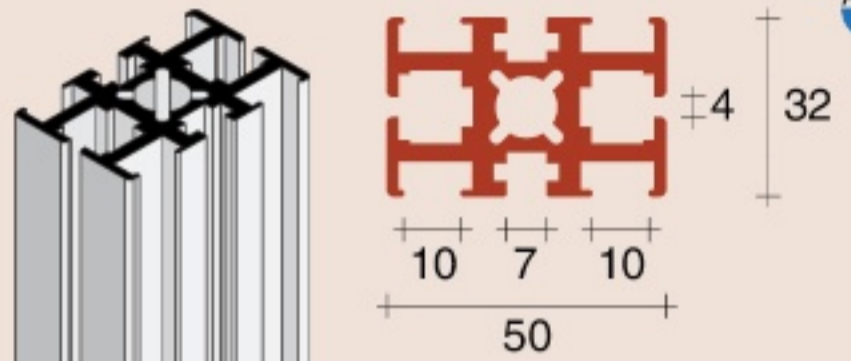




## LMK MULTIFUNCTION PROFILE



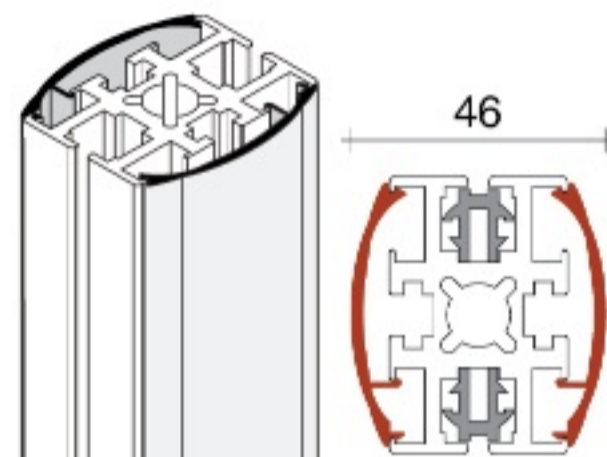
**LMK**  
(4 way - frontal  
and lateral use)

- LMK.1500.NAT
- LMK.2000.NAT
- LMK.2500.NAT
- LMK.3000.NAT
- LMK.3500.NAT

Compatible with  
**HLE**

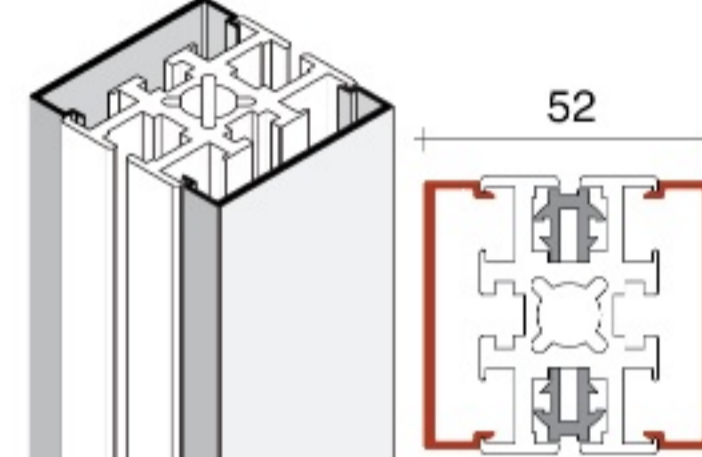


## COVER PROFILES



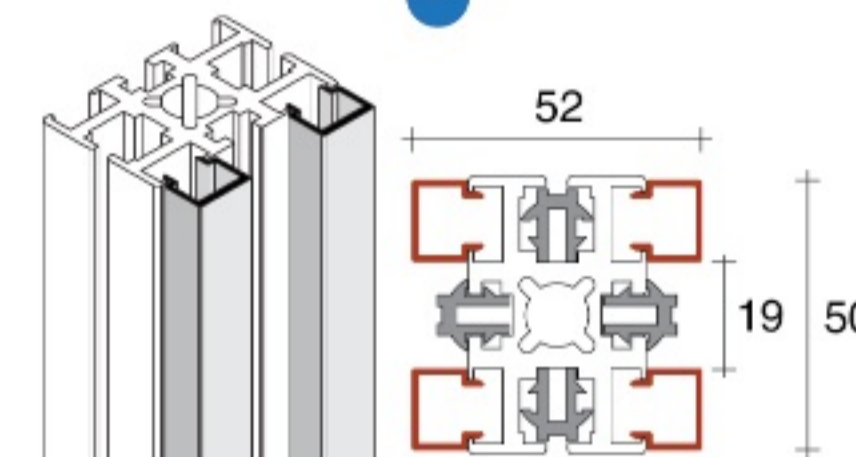
**SLK**

- SLK.1500.NAT
- SLK.2000.NAT
- SLK.2500.NAT
- SLK.3000.NAT
- SLK.3500.NAT



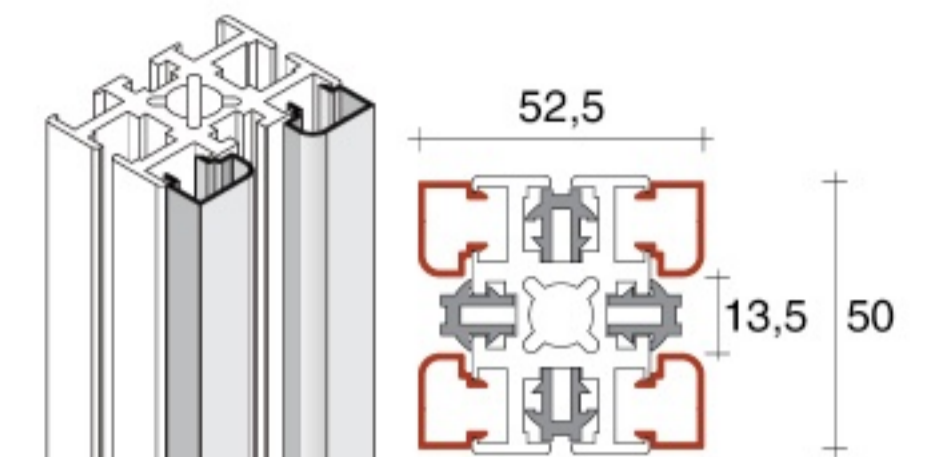
**SCK**

- SCK.1500.NAT
- SCK.2000.NAT
- SCK.2500.NAT
- SCK.3000.NAT
- SCK.3500.NAT



**CSK**

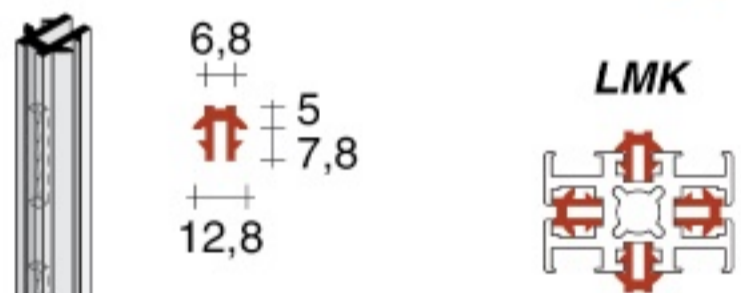
- CSK.1500.NAT
- CSK.2000.NAT
- CSK.2500.NAT
- CSK.3000.NAT
- CSK.3500.NAT




**CPK**

- CPK.1500.NAT
- CPK.2000.NAT
- CPK.2500.NAT
- CPK.3000.NAT
- CPK.3500.NAT

## INSERTION SINGLE SLOTTED PROFILE



**LMK**



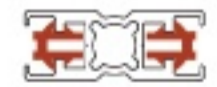
**HLE**

- HLE.2013.NAT
- HLE.2531.NAT
- HLE.3012.NAT

**RMS / RMC / RDC**



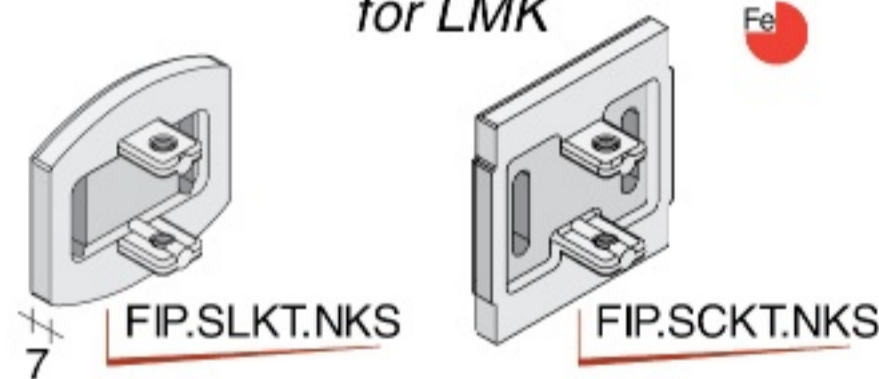
**TK5**



**TR5**



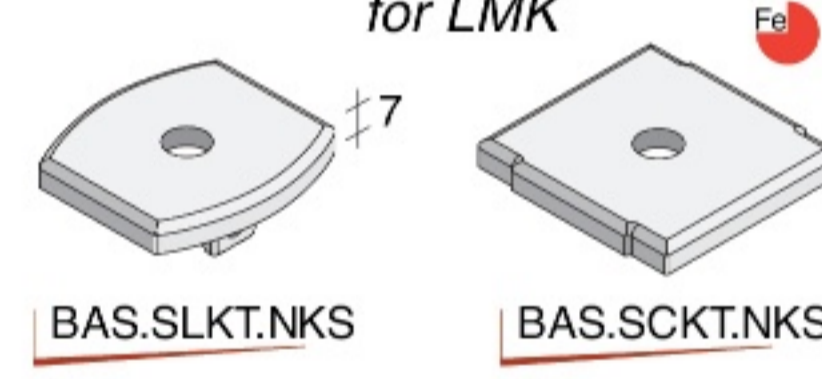
## WALL FIXING PLATES for LMK



FIP.SLKT.NKS

FIP.SCKT.NKS

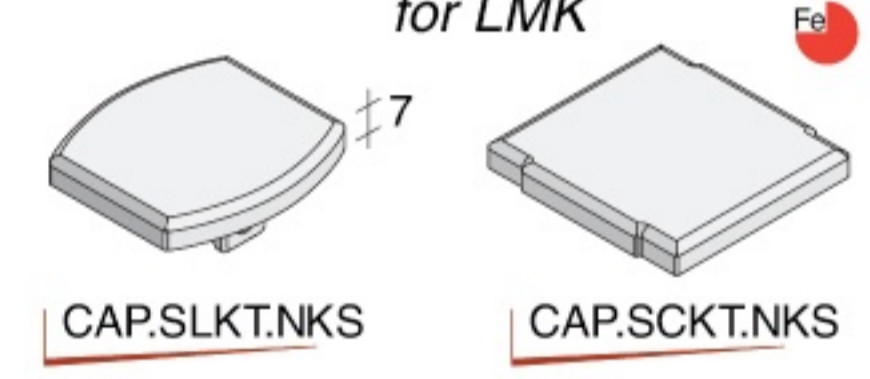
## PRE-DRILLED BASES for LMK



BAS.SLKT.NKS

BAS.SCKT.NKS


## FINISHING END CAPS for LMK



CAP.SLKT.NKS

CAP.SCKT.NKS

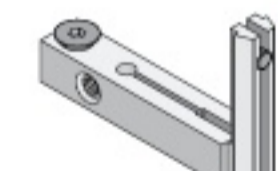
## USE WITH PANELS



PKA.FPK1.TRA

## 90° INNER JOINT

LMK - LMK



CAV.10M5.GRE





# FLOOR - WALL COMPOSITIONS with CENTRAL accessories on SLOTTED PROFILE

## 'SQUARE WALL45'

LMK with SCK



## 'ONDA WALL45'

LMK with SLK





# EQUIPPABLE GONDOLAS with INTERNAL DIVIDING PANELS

'ISOLA' - realized with LMK

