Sistema NB

PROFILO B10
Profilo per lastre ad esso incollate o avvitate

NB System

B10 PROFILE
Profile for slabs to be glued or screwed on it.

Per il montaggio rapido ad aggancio e scivolo sui profili del sistema NB con l'utilizzo viti di sostegno regolabili

For fast sliding-anchorage assembly with adjustable screws on NB system



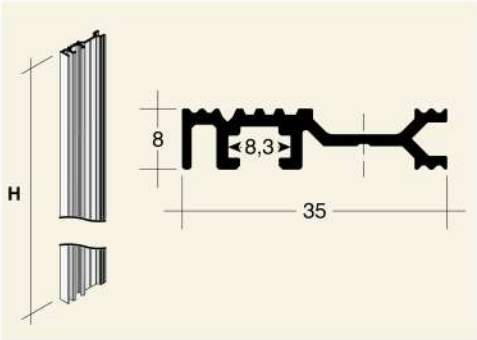



Codici *Codes*	Al	H
B10.3000. ___		3000

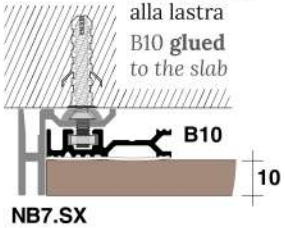

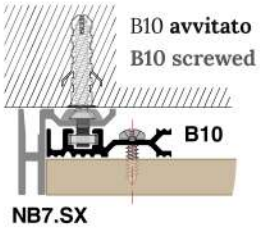

Fasi di montaggio
Assembly steps

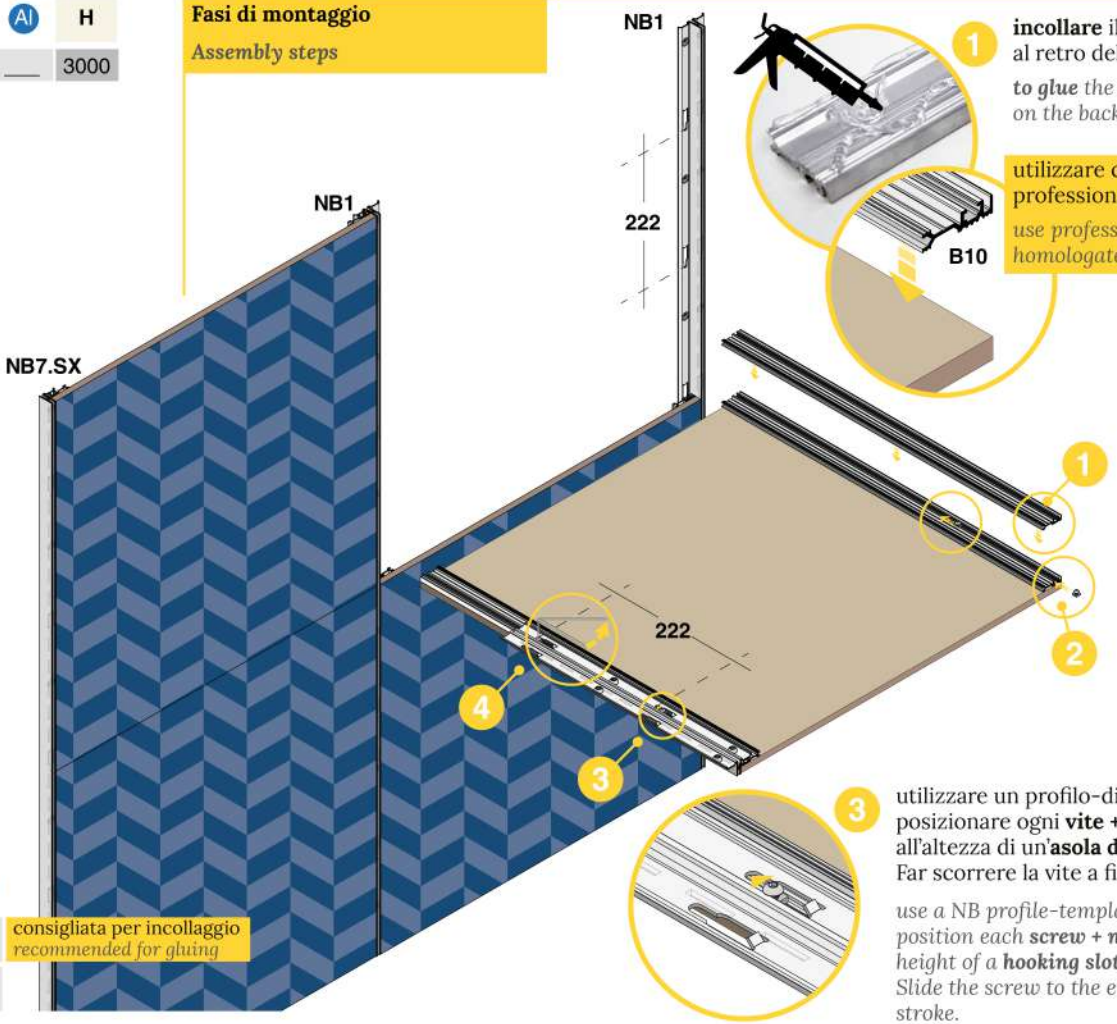

1 **incollare** il profilo B10 al retro della lastra
to glue the B10 profile on the back of the slab

utilizzare collanti professionali / omologati
use professional / homologated glues

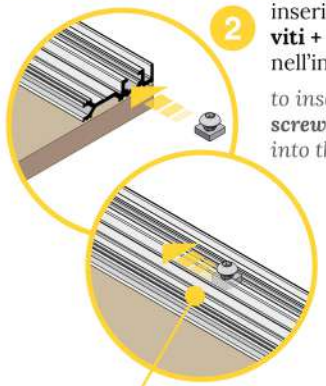

2 inserire le **viti + dado** nell'invito
*to insert **screws + nut** into the slot*

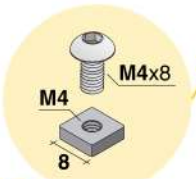

DAQ.NEQ8.ZIN

novità
new items
2019

3 utilizzare un profilo-dima NB e posizionare ogni **vite + dado** all'altezza di un'**asola di aggancio**. Far scorrere la vite a fine corsa
*use a NB profile-template and position each **screw + nut** at the height of a **hooking slot**. Slide the screw to the end of the stroke.*



4 serrare la vite con brugola
tighten the screw with Allen key

Finiture *Finishings*	Alluminio *Aluminium*	Al
Argento satinato *Satinized Silver*	NAT	consigliata per incollaggio *recommended for gluing*
Grezzo *Raw*	AGR	

codice *code*
XXX.XXXX.XXX*

Asterisco = la finitura potrebbe non essere in pronta consegna.
Asterisk = finishing not always ready in stock.

Finiture disponibili per profili **H** = 3012 mm
*Finishing available for profiles **H** = 3012 mm*

Quote espresse in millimetri.
Dimensions are in millimeters.

Accessori correlati
Related accessories