# Serie Z

Supporti per mensole in vetro da 5 a 10 mm di spessore.

# *Z Series*

*Supports for glass shelves from 5 to 10 mm thick.*

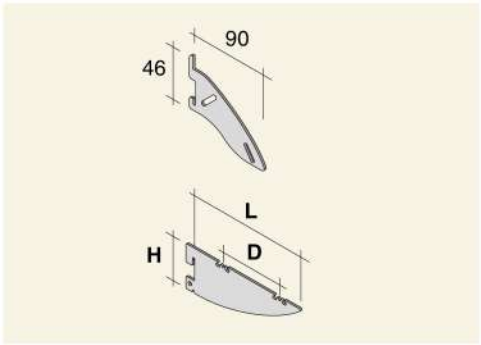


Con accessorio di bloccaggio RST e base EDM. Completi di cavalieri in policarbonato trasparente CAV.APCN, ventose VEN.GLA5 e pressori PRS.

*With RST blocking system and EDM base. Complete with CAV.APCN transparent saddles, VEN.GLA5 suction cups and PRS blocking device.*

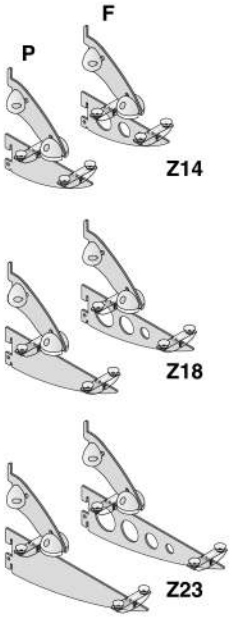


| Codici *Codes* Al Fe | L | H | D | kg | kg |
|---|---|---|---|---|---|
| Z14.#00P.___ | 140 | 130 | 74,5 | 35 | 45 |
| Z18.#00P.___ | 180 | 135 | 114 | 35 | 45 |
| Z23.#00P.___ | 230 | 140 | 165 | 35 | 45 |
| Z14.#00F.___ | 140 | 130 | 74,5 | 35 | 45 |
| Z18.#00F.___ | 180 | 135 | 114 | 35 | 45 |
| Z23.#00F.___ | 230 | 140 | 165 | 35 | 45 |

| Codici *Codes* Al | |
|---|---|
| RST.#000.___ | |
| CAV.APCN.TRA | + |
| VEN.GLA5.TRA | |
| EDM | |

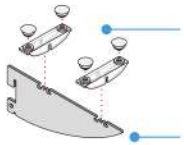

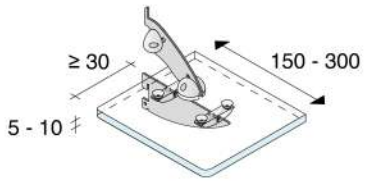


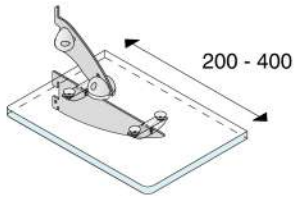


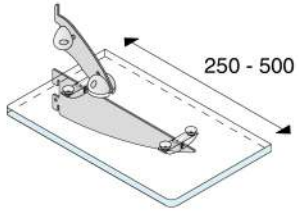


| Codici *Codes* Pl | | |
|---|---|---|
| | PRS.1000.ARG | grigio *grey* |
| | PRS.2000.CHL | cromato *chromium-plated* |
| | PRS.3000.ORO | dorato *gold* |
| | PRS.4000.OTT | ottonato *brass-plated* |
| | PRS.5000.NKS | satinato *satinized* |
| | PRS.6000.TRA | trasparente *transparent* |

| **Finiture** *Finishings* | Alluminio *Aluminium* Al | | Acciaio *Steel* Fe | |
|---|---|---|---|---|
| Argento satinato *Satinized silver* | NAT | | Cromato lucido *Polished chrome* | CHL |
| Dorato satinato *Satinized gold* | ORO | | Cromato antigraffio *Chromium scratch-resistant* | SAM |
| Brillante *Brilliant* | LUX* | | Nickel argento satinato *Satinized silver-nickel* | NKS* |
| | | | Dorato lucido *Polished gold* | OTT* |

**#** La codifica dipende dal pressore **PRS**, associato in base alla finitura del supporto ( pieno **P** / forato **F** )

*The coding depends upon the* **PRS** *blocking device, to be chosen according to support finishing ( solid* **P** */ openwork* **F** *)*



FIT ART

codice *code* **XXX.XXXX.XXX*** Asterisco = la finitura potrebbe non essere in pronta consegna. *Asterisk = finishing not always ready in stock.*

kg **Capacità di carico** per coppia di supporti su campata 60 cm. ***Loading capacity*** *of 2 supports at 60 cm distance.*

Quote espresse in millimetri. *Dimensions are in millimeters.*

Accessori correlati *Related accessories*

# Cavalieri

Per il fissaggio di piani in legno oppure lastre in appoggio su ventose o gommini.

# *Saddles*

*For wooden shelves fixing or slabs to be rested on suction or resting pad.*

Da utilizzare con le serie: CTA, CMO, EDM

*To use with support series:* CTA, CMO, EDM

## CAV.A

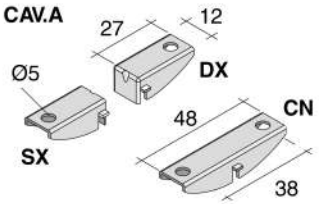


Codici *Codes* Fe

- CAV.A1SX.___
- CAV.A1DX.___
- CAV.A2CN.___

## CAV.S

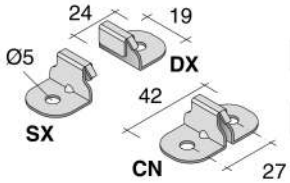


Codici *Codes* Fe

- CAV.S1SX.___
- CAV.S1DX.___
- CAV.S2CN.___

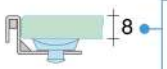


**Lastre a filo da 8 mm**
*Slab 8 mm thick to fit flush*

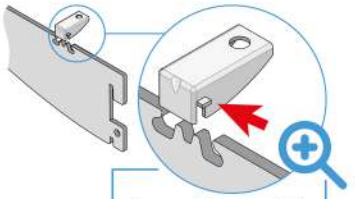

**Perno di ancoraggio verso la parete per evitare il ribaltamento del piano**
*Saddle notch goes towards the wall in order to avoid shelf overturn*

## CAV.T

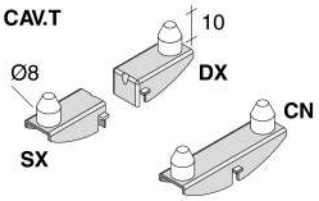


Codici *Codes* Fe

- CAV.T1SX.___
- CAV.T1DX.___
- CAV.T2CN.___

**Per ripiani preforati**
*For pre-drilled shelves*

## CAV.R

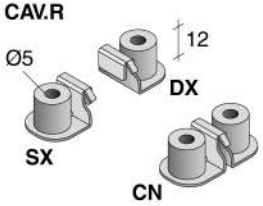


Codici *Codes* Fe

- CAV.R1SX.___
- CAV.R1DX.___
- CAV.R2CN.___

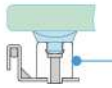

**Cilindro con foro di alloggiamento ventose o viti di fissaggio**
*Cylinder with hole for suction pad or fixing screws*

**Vite di fissaggio**
*Fixing screws*

CAV.RVIT.ZIN

## CAV.AP

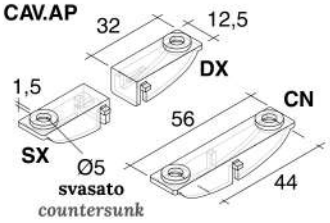


Codici *Codes*

- CAV.APSX.TRA
- CAV.APDX.TRA
- CAV.APCN.TRA

**Policarbonato stabilizzato UV**
*UV stabilized polycarbonate*

## CAV.N1ME

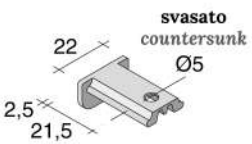


Codici *Codes* Fe

- CAV.N1ME.___

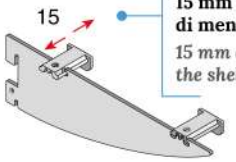


**15 mm di gioco per la rimozione di mensola e supporto assieme**
*15 mm clearance allows to move the shelf together with the support*

| **Finiture** *Finishings* | Acciaio *Steel* | Fe |
|---|---|---|
| Cromato lucido *Polished chrome* | CHL | |
| Nickel argento satinato *Satinized silver-nickel* | NKS | |
| Ottonato lucido *Polished gold* | OTT * | |

| | Fe |
|---|---|
| Nero *Black* | NER * |
| Nichelato *Nickel-plated* | NKL * |
| Nichelato opaco *Matt nickel-plated* | NKO * |

| | Fe |
|---|---|
| Zincato opaco *Matt galvanized* | ZIN * |
| Dorato opaco *Matt gold* | DOR * |

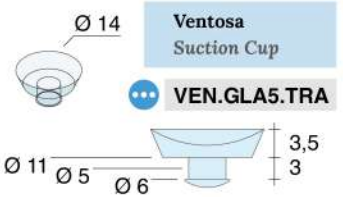


**Ventosa** *Suction Cup*

VEN.GLA5.TRA

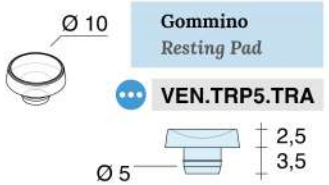


**Gommino** *Resting Pad*

VEN.TRP5.TRA

codice *code*
XXX.XXXX.XXX*

Asterisco = la finitura potrebbe non essere in pronta consegna.
*Asterisk = finishing not always ready in stock.*

**Capacità di carico** per coppia di supporti su campata 60 cm.
***Loading capacity*** *of 2 supports at 60 cm distance.*

Quote espresse in millimetri.
*Dimensions are in millimeters.*

Accessori correlati
*Related accessories*

# VALUTAZIONE DEL CARICO

## *LOAD CAPACITY EVALUATION METHOD*

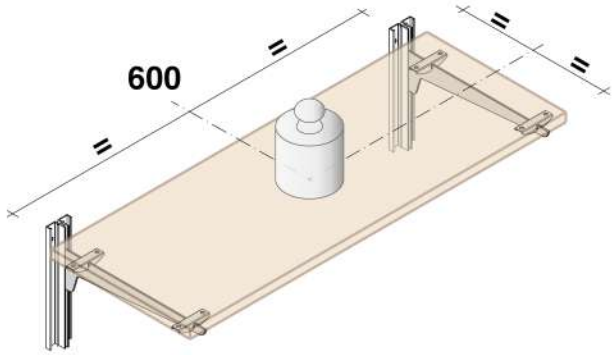


### SUPPORTI CON L'USO DI CAVALIERI

I carichi fin qui richiamati riferiscono ad una coppia di supporti predisposta con cavalieri d'appoggio sulla mensola, sottoposta a controllo con il seguente metodo:

- montaggio di due cremagliere singole, perfettamente parallele, distanti fra loro 60 cm, tassellate a muro come da istruzioni;
- incastro di due supporti Fit Art nelle rispettive cremagliere ad eguale altezza;
- assemblaggio di quattro cavalieri centrali, due per ogni supporto;
- appoggio di una mensola di 70 cm sui supporti corredati di cavalieri, a sbalzo di 5 cm per lato;
- posizionamento del carico in asse alla larghezza ed alla profondità del piano (peso uniformemente distribuito a simulare applicazioni reali).

### SUPPORTI SENZA L'USO DI CAVALIERI

Tutti gli altri supporti Fit Art senza cavalieri necessitano di procedura di montaggio come specificata nelle istruzioni.

I valori riportati in tabella sono pari a circa la metà dei carichi di rottura.

⚠ Per le coppie di supporti che superano il limite di 200 kg imposto durante le prove di carico dinamometriche, viene indicato il valore di 100 kg.

I valori di carico di tutti i prodotti Fit Art derivano dalla sinergia tra procedimenti industriali e forme degli articoli. La semplice riproduzione dei nostri articoli non determina gli stessi standard di robustezza perché diversi per procedimenti industriali.

### SUPPORTS WITH SADDLES

*The capacities indicated up to here refer to a couple of supports with saddles that undergo the following loading test:*

- *assembly of 2 slotted profiles, perfectly parallel, suitably fixed at 60 cm distance from each other and fixed to the wall according to the instruction;*
- *insertion of 2 Fit Art supports into slotted profiles at the equal height;*
- *assembly of 4 saddles, two for each support;*
- *positioning of a 70 cm length shelf on supports, equipped with saddles, with 5 cm overhang on each side*
- *positioning of the load centered on the shelf (the load is evenly distributed to simulate real application).*

### SUPPORTS WITHOUT SADDLES

*All other Fit Art supports without saddles need to be assembled according to the instruction procedure.*

*The capacities indicated in the load chart are the half of the breaking load.*

⚠ *For the couple of supports that exceed the limit of 200 kg, imposed during loading test, the value 100 kg is indicated.*

*The loading capacities of all Fit Art products result from the synergy between the manufacturing processes and the items shapes. The slavish reproduction of our products does not determine the same standards of hardiness.*



Quote espresse in millimetri.
*Dimensions are in millimeters.*

Accessori correlati
*Related accessories*